


WORLD'S BEST MOM

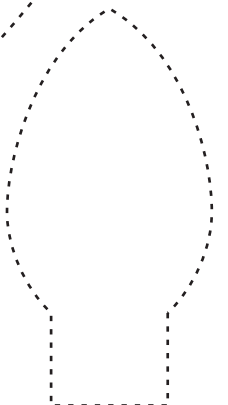

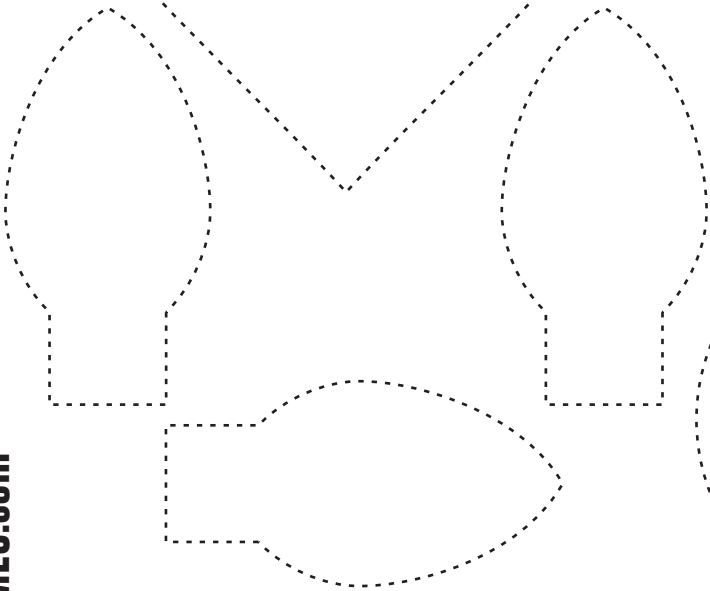
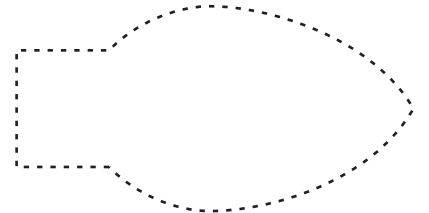
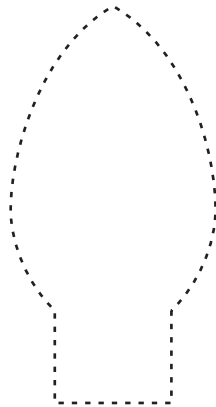





Sweet Flowers



1. Print out these shapes onto colored cardstock.
2. Cut flowers out following the dotted line. Decorate if desired.
3. Poke hole in center for sucker stick to slip through.
4. Cut leaves and attach them by folding the tab around the stick and glue together.

Edible hearts



1. Print out these shapes onto colored cardstock.

2. Cut hearts out following the dotted line.

3. Glue the lollipops on them.

4. Cut leaves. Attach them by folding the tab around the stick and glue together.

